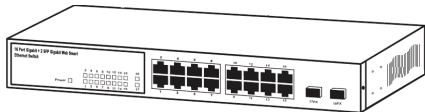




Gigabit Switch Web Management 16-Port + 2 Gigabit SFP (IPv6)



Quick Installation Guide (DN-80212)

FCC Warning

This device has been tested and found to comply with limits for a Class A digital device, pursuant to Part 2 and 15 of FCC Rules. These limits are designed to provide reasonable protection against harmful interference when the equipment is operated in a commercial environment. This equipment generates and radiates radio frequency energy and, if not installed and used in accordance with the user's manual, it may cause interference in which case users will be required to correct interference at their own expenses.

CE Warning

This is a Class A product. In a domestic environment, this product may cause radio interference in which case the user may be required to take adequate measures.

Introduction

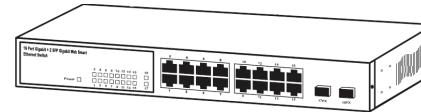
The Switch provides 16 x 10/100/1000Mbps NWAY RJ-45 ports and additional 2 Gigabit SFP Open Slot to uplink. It is designed for easy installation and high performance in an environment where the traffic on the network and the number of user increased continuously. With the newest Gigabit chip set, 19" Gigabit Ethernet switch can fully support the highest speed without hanging on problem even when Full-Duplex is full loaded.

The switch also provides automatic crossover detection functionality on each port. It is simple and easy up-link to another switch without any crossover cable.

The rack-mount size is specifically designed for medium to large workgroups. The switch can be installed where the space is limited; moreover, it provides smooth network migration and easy upgrade the network capacity. The 19" size can be rack-mount on 19" cabinet.

Key Features

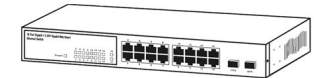
- Complies with IEEE 802.3 Ethernet, IEEE 802.3u Fast Ethernet ,IEEE 802.3ab Gigabit Ethernet Standards
- Provides 16 x 10/100/1000Mbps RJ-45 ports and 2 Gigabit SFP Open Slot
- 19" rack-mount size
- Non-blocking & Non-head-of-line blocking full wire speed forwarding
- Store-and-forward operation support
- Supports 9 KB JUMBO packet
- Provides 16K MAC address entry
- Supports broadcast storm filtering
- All ports provide Auto-Negotiation and Auto-MDI/ MDI-X functions
- Supports flow control: back pressure for Half-duplex and IEEE 802.3x for Full-duplex mode
- Smart plug & play



Package Contents

Before you start to install this Switch, please verify your package contain the following items:

- One Gigabit Ethernet Switch
- Rack-mount Kit for Rack Installation
- One AC Power Cord
- One CD (User's Manual)

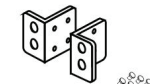


16 Port Switch



Power Cord

CD



Rack-mount Kit

Note: If any of these items is missing or damaged, please contact your local supplier for replacement.

Front Panel (LEDs)

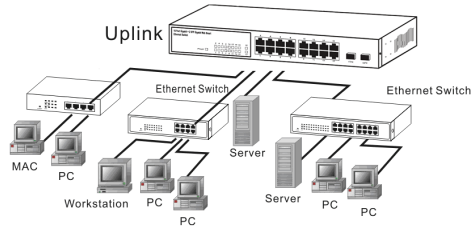
LED Indicators of 16 Ports Gigabit + 2 Gigabit SFP Ethernet Switch

LED	Status	Description
Power	On	Power on
	off	Power off
LINK/ ACT Port 1~16	On	Link
	Flashing	Data activating
1000M Port 1~16	On	Gigabit Speed
	Off	Not Gigabit Speed
SFP Port 17 – 18	On	SFP module is plugged
	Off	No SFP module is plugged

Connections

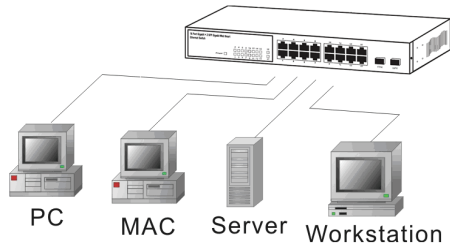
Switch/Hub to this 16 Ports Gigabit + 2 Gigabit SFP Ethernet Switch

This switch provides automatic crossover detection functionality for any port. It is simple and easy up-link to another switch without any crossover cable.



PC/Other devices to this 16 Ports Gigabit + 2 Gigabit SFP Ethernet Switch

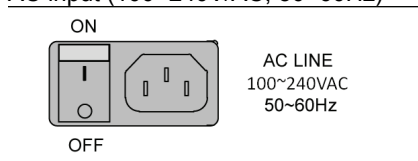
Via a twisted pair cable straight through, this switch can be connected to PCs, servers and other network devices.



Rear Panel (Power)

AC input

AC input (100~240V/AC, 50~60Hz)



Technical Specifications

Standards	IEEE 802.3 10BaseT IEEE 802.3u 100BaseTX IEEE 802.3ab 1000BaseT IEEE 802.3z 1000BaseX IEEE 802.3x Flow control IEEE 802.3ad Trunk (Link Aggregation) IEEE 802.1Q VLAN IEEE 802.1p Class of Service IEEE 802.1x Port Based Network Access Control IEEE 802.1d Spanning Tree Protocol IEEE 802.1w Rapid Spanning Tree Protocol
Features	RJ-45 Ports: 16 Gigabit SFP Ports: 2 MAC Address: 16K Buffer Memory: 3.5Mb Jumbo Frames: 9KB Method: Store and Forward
Filtering/ Forwarding Rates	1000Mbps port – 1,488,000pps 100Mbps port – 148,800pps 10Mbps – 14,880pps
Transmission Media	10BaseT Cat. 3, 4, 5 UTP/STP 100BaseTX Cat. 5 UTP/STP 1000BaseT Cat. 5E UTP/STP
LED Indicators	Per Port: LINK/ACT, 1000M , SFP Per Unit: Power
Power Requirement	100~240V/AC, 50~60Hz
Power Budget	25 Watts
Dimensions	440 × 220 × 44 mm (L x W x H)
Weight	2.75 kgs
Operating Temperature	0 to 45°
Storage Temperature	-20 to 90°
Humidity	10 to 90% RH (non-condensing)
Certifications	FCC Class A, CE